



**Ruth Miskin
Training**



Parent Meeting Set 2 and Set 3 Sounds

Reading changes everything

Teach a child to read and keep that child reading and we will change everything.

And I mean everything.

Jeanette Winterson

What is phonics?

Sounds

mat

ship

Graphemes

*demonstrate, containing, roamed, trivial,
injured, whimper*

English alphabetic code

- 44 sounds
- 26 letters
- Over 150+ graphemes (letter combinations)

One of the most complex alphabetic codes in the world.

Speed Sounds Set 2

Consonant sounds – stretchy

f	l	m	n	r	s	v	z	sh	th	ng
										nk

Consonant sounds – bouncy

b	c	d	g	h	j	p	qu	t	w	x	y	ch
	k											

Vowel sounds – bouncy

a	e	i	o	u
---	---	---	---	---

Vowel sounds – stretchy

ay	ee	igh	ow
----	----	-----	----

Vowel sounds – stretchy

oo	oo	ar	or	air	ir	ou	oy
----	----	----	----	-----	----	----	----

Speed Sounds Set 3

Consonant sounds

f	l	m	n	r	s	v	z	sh	th	ng
ff	ll	mm	nn	rr	ss	ve	zz	ti		nk
ph	le	mb	kn	wr	se		s	ci		
					c		se			
					ce					

b	c	d	g	h	j	p	qu	t	w	x	y	ch
bb	k	dd	gg		g	pp		tt	wh			tch
	ck				ge							
	ch				dge							

Vowel sounds

a	e	i	o	u	ay	ee	igh	ow
	ea				<u>a-e</u>	<u>e-e</u>	<u>i-e</u>	<u>o-e</u>
					ai	y	ie	oa
						ea	i	o
						e	y	

oo	oo	ar	or	air	ir	ou	oy	ire	ear	ure
<u>u-e</u>			oor	are	ur	ow	oi			
ue			ore		er					
<u>ew</u>			aw							
			au							

Picture Phrases

ay



may I play?

2. day, play, may, way, lay, say, tray, spray

aw



yawn at dawn



3. saw, raw, law, straw, dawn, paw,
crawl, jaw, claw, yawn

'Special Friends', 'Fred Talk'

spray

crawl

Sounds + blending = word reading



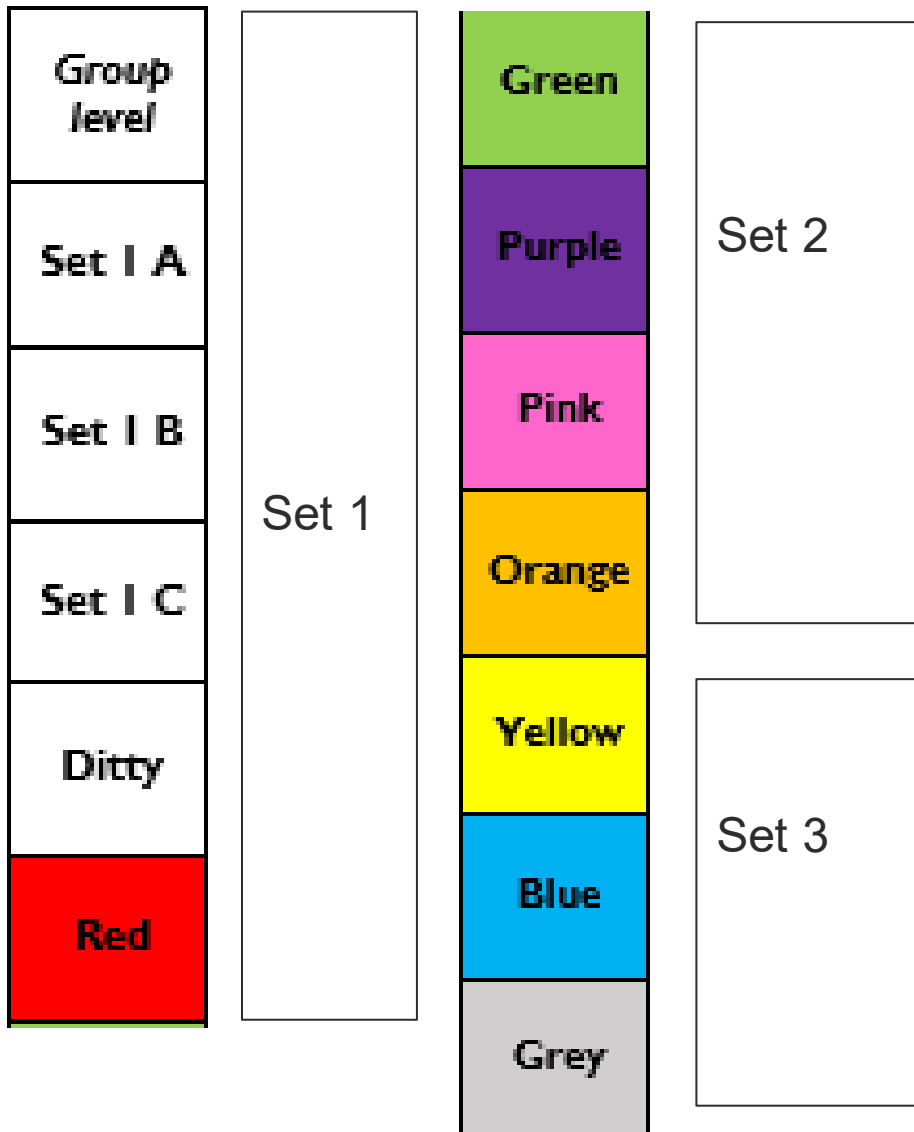
+



=

spray

Progression



We assess the children every half term so ideally they stay on a colour for around a half term and then move on.

However Set 3 – yellow, blue and grey is likely to be longer- we want to make sure they have the coverage of the books and they have many more words so progress through them at a slower rate (including red/tricky words)

Storybooks

1. The children all have a 'Speed sound' lesson where they learn or review a sound, read 'green' words and practice spelling words.
2. Then they have time on a 'Storybook'. They learn to read the words in the book and some words 'speedily' to increase fluency. They learn the red 'tricky' words' that they read by sight in that book. They re-read the book at least 3 times and work in partners to support one another. They learn to use a 'storytellers voice' and read with comprehension and fluency.

Virtual Classroom Set 2 and 3 sounds

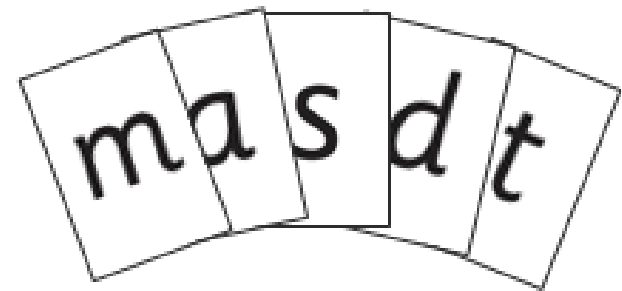
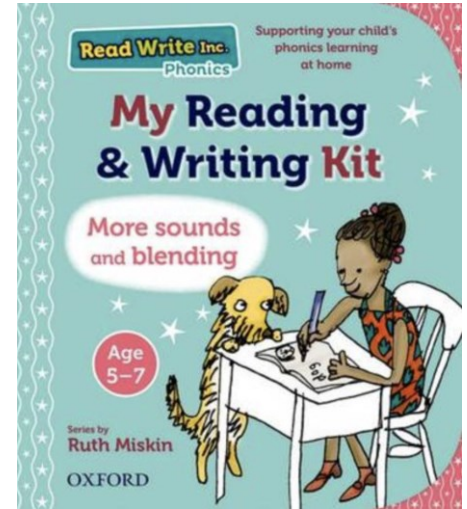

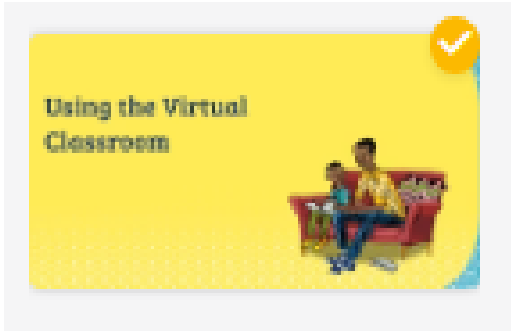


How do I use the Virtual Classroom?

1. Set aside 10 minutes to watch a film with your child each day.
2. Find a quiet space for your child to watch the film on a laptop or tablet.
3. Praise your child as they join in with the lesson – make it fun!

The more they practise using these films, the quicker they'll learn to read.

Practice at home



Practice at home



The book/ditty that they bring home is a 'show off' read- they will have read the same or very similar in school so they should be able to read this easily.

This is going to feel quite alien for us for a while as this is not what we are used to. Please just support us by embracing it and telling your child how well they are reading.

What can I do?

1. Practise the sounds and phrases.
2. Practise reading sounds speedily.
3. Help your child use 'Special Friends', 'Fred Talk' to read words.
4. Watch the Virtual Classroom films together.

spray

Online resources available

Ruth Miskin Parents' Page:

<https://www.ruthmiskin.com/parents/>

Ruth Miskin Facebook:

<https://www.facebook.com/miskin.education>

Free e-books for home reading:

<http://www.oxfordowl.co.uk/Reading/>

Teaching a Set 2/ 3 sound - **in action**



Reading changes everything

Teach a child to read and keep that child reading and we will change everything.

And I mean everything.

Jeanette Winterson

Any questions?

